


HANGING LAMP

Surface mounted pre-wired lamp
E26 / E27
110V 60Hz / 230V 50Hz

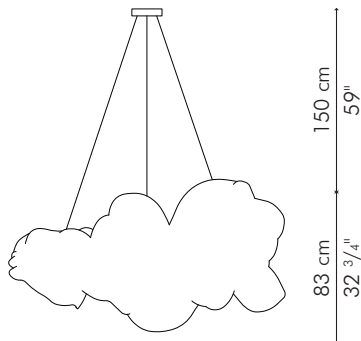
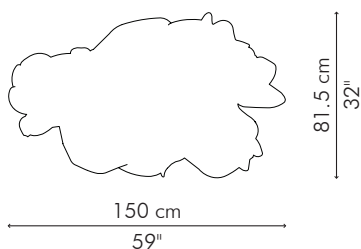
INDOOR cotton, steel



White



EXTRA LARGE



7.50 kg / 17 lbs

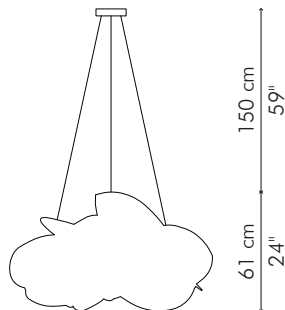
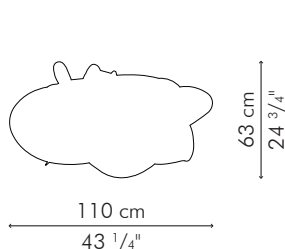
17.20 kg / 38 lbs

1.207 m³

1 x 150 watts

code: LHCO-W-5932

LARGE



4 kg / 9 lbs

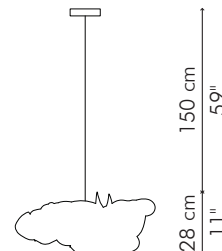
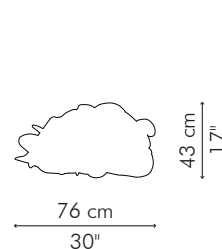
11.50 kg / 25 lbs

0.575 m³

1 x 150 watts

LHCO-W-4324

MEDIUM



0.9 kg / 2 lbs

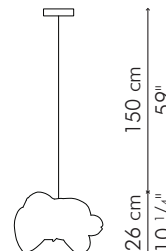
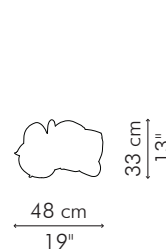
3.10 kg / 7 lbs

0.152 m³

1 x 100 watts

LHCO-W-3011

SMALL



0.50 kg / 1 lbs

2.00 kg / 4 lbs

0.087 m³

1 x 75 watts

LHCO-W-1910