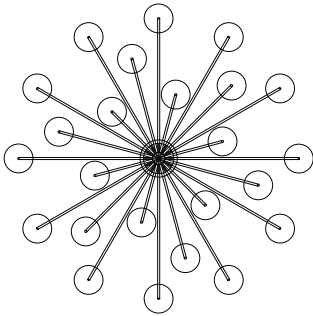
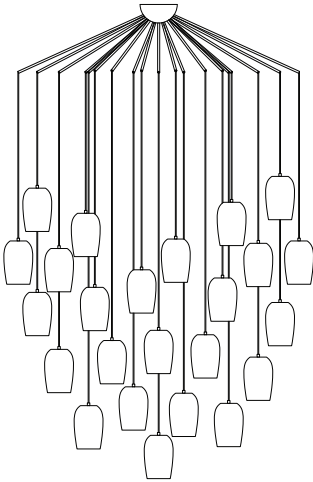


# CONSTELLATION

## HANGING LAMP, 24



150 cm  
59"



230 cm  
90 1/2"

 20 kg / 44 lbs

 47 kg / 104 lbs

 1.274 m<sup>3</sup>

24 x 10 watts

Surface mounted pre-wired lamp  
E12 / E14 Candelabra Bulb  
110V 60Hz / 230V 50Hz

**INDOOR** Buri (palm leaf spines), abaca, steel, glass




LHCN-BL-5990

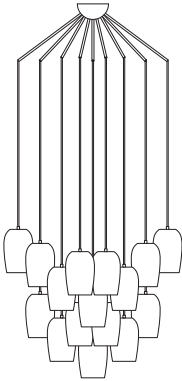
Black

# CONSTELLATION

## HANGING LAMP, 16



86.5 cm  
34"



150 cm  
59"

 11 kg / 24 lbs

 16 kg / 35 lbs

 0.358 m<sup>3</sup>

16 x 10 watts

Surface mounted pre-wired lamp  
E12 / E14 Candelabra Bulb  
110V 60Hz / 230V 50Hz

**INDOOR** Buri (palm leaf spines), abaca, steel, glass

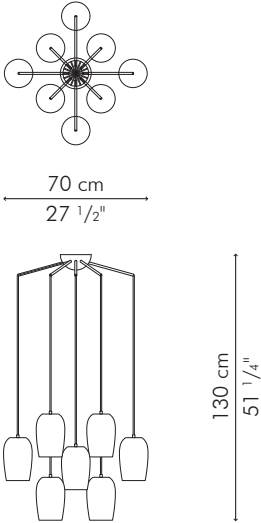


LHCN-BL-3459

Black

# CONSTELLATION

## HANGING LAMP, 8



 6.50 kg / 14 lbs

 9.50 kg / 21 lbs

 0.127 m<sup>3</sup>

8 x 10 watts

Surface mounted pre-wired lamp  
E12 / E14 Candelabra Bulb  
110V 60Hz / 230V 50Hz

**INDOOR** Buri (palm leaf spines), abaca, steel, glass



LHCN-BL-2751

Black